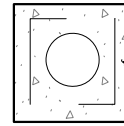


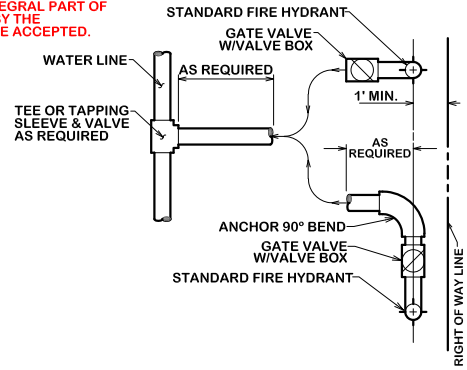
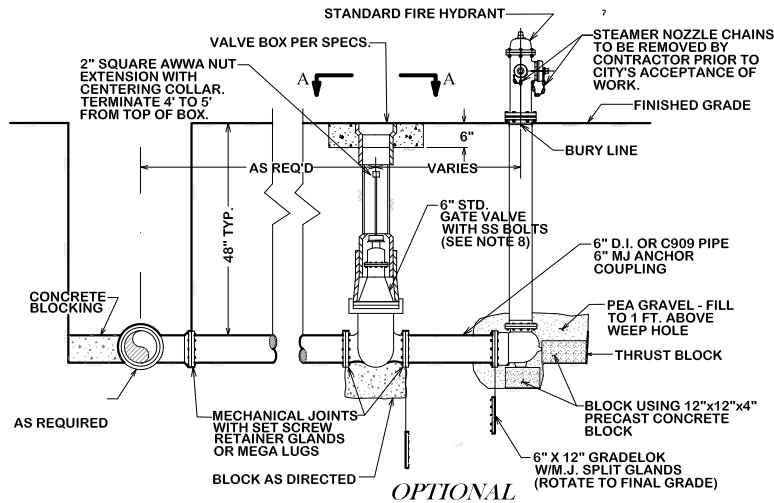
GENERAL NOTES:

1. FINELY DIVIDED EARTH FREE OF ROCK, LUMPS AND CLODS EXCEEDING 6" SHALL BE PLACED BY HAND, AND COMPACTED AROUND THE CAST IRON PIPE TO A DEPTH OF 12" OVER THE TOP OF THE PIPE BEFORE BACKFILL IS BEGUN BY ANY MECHANICAL EQUIPMENT.
2. ALL CONCRETE BLOCKING SHALL BE - 28 DAY CONCRETE STRENGTH = 2000psi.
3. ALL THRUST BLOCKING SHALL PROVIDE A MINIMUM OF 2 SQUARE FEET OF BEARING AREA OF CONCRETE ON UNDISTURBED SOIL, OR AS DIRECTED BY THE ENGINEER.
4. WATER MAINS WILL NOT BE FULLY PRESSURIZED UNTIL CONCRETE HAS REACHED 7 DAY STRENGTH.
5. ALL PIPE WILL BE LAID SO AS THE ENTIRE BARRELL WILL HAVE FULL BEARING ON THE FINE GRADED TRENCH BOTTOM. BELL HOLES SHALL BE CUT FOR EACH BELL AND FIRE HYDRANT.
6. ALL FITTING SHALL BE MECHANICAL JOINTS UNLESS OTHERWISE DIRECTED.
7. HYDRANTS SHALL BE LOCATED NO CLOSER THAN 3 FEET MEASURED FROM THE BACK OF CURB TO THE FACE OF THE STEAMER ON THE FIRE HYDRANT **AND NO FURTHER THAN 15 FEET FROM BACK OF CURB**
8. IF MAIN VALVE IS WITHIN 50 FEET OF FIRE HYDRANT THEN ASSEMBLY VALVE MAY BE OMITTED ON A DEAD END HYDRANT LEAD WITH NO ADDITIONAL CONNECTIONS.
9. HEIGHT OF FIRE HYDRANT MEASURED FROM THE STEAMER NOZZLE SHALL BE 16 TO 24 INCHES ABOVE NEAREST FINAL GRADE.
10. **FIRE HYDRANTS SHALL COME EQUIPPED WITH STORZ QUARTER TURN PUMPER CONNECTIONS THAT ARE AN INTEGRAL PART OF THE FIRE HYDRANT, AND MUST BE FURNISHED BY THE MANUFACTURER, STORZ ADAPTERS WILL NOT BE ACCEPTED.**



24" X 24" X 6"
28-DAY CONCRETE
STRENGTH = 2000 psi
WITH #4 BARK AROUND
ALL VALVE BOX.

VIEW A - A



FIRE HYDRANT LOCATION
REALIGN AS NEEDED



CITY OF BRYAN
The Good Life, Texas Style.

STANDARD FIRE HYDRANT ASSEMBLY

DATE

DECEMBER 2020

**B/CS UNIFIED
STANDARD DETAIL**

DETAIL NO.

W1-02



CITY OF COLLEGE STATION